

## Syracuse Thunderbirds Aero Radio Society

# Plane Propwash

June 2014

Charter 473

**The Next General Meeting will be July 9<sup>th</sup>, at 7:00 at STARS field.**

### 2014 Officers

Herb Moore, President  
Carl Moore, Vice President  
Bob Rowe, Treasurer  
Jeff Wolsley, Secretary  
Peter Seiffert, Safety Officer

Directors:  
Chuck LeVine, 2011-2013  
Peter Seiffert, 2007-08  
Bill Orr

Volunteer Staff:  
Jeff Wolsley, Propwash Editor  
Michael Graham, SYG Administrator/Club Historian  
Chuck LeVine, Webmaster  
David Jewell, Field Committee

**The next STARS meeting will be at the STARS field July 9<sup>th</sup>, at 7:00. As a reminder, the meeting is always the second Wednesday of the month. The STARS meetings will be at the field until fall.**

President's Perspective:

### **Come out And Fly!**

*Let the FAA Know How You "Feel" About Them*

As I write this month's "Perspective" our HeliJam has just finished. What a great event Chuck Levine created this year.

Our club house has been completely remodeled and is perfect for our needs. Thanks to the many that worked on that project.

Hopefully most of you have gotten out and flown something....if not I might ask why. Our field is in great shape and we even have a crop of soybeans growing.

It is not too early to start thinking about next year's president. I will not be a candidate for office next year. So please

members find a good leader and let's get this candidate search handled early.

We still have two more summer time events planned....our "Model Aviation Day" on August 16<sup>th</sup> and our "Air Show" on the 31<sup>st</sup>.

Our hobby/sport is facing a very serious ruling from the FAA. If you do nothing this summer PLEASE get involved in the campaign to save our hobby. We only have until July 25, 2014 to get this done. Follow the AMA suggestions. If you have questions about this contact any of the officers. The importance of this topic cannot be overemphasized. Click here- [AMA ADVOCACY REPORT](#)  
And here- [AMA ADVOCACY RESPONSE](#)

See you at the field.....fly safe.

Herb Moore

## ***Secretary's Report: Jeff Wolsley***

The June 2014 STARS regular meeting was called to order at 7:00. There were 12 Open Members, 5 Associate, 0 guest, and 0 youth members in attendance.

### **Secretary's Report:**

The Secretary's Report from the May meeting required further clarification on the AMA discount membership. While minutes for the AMA report are accurate, the clarification is to the discount for a NEW AMA member, not renewing members. Motion to approve by Peter Seiffert and 2<sup>nd</sup> by Mike Graham. Carried.

### **Treasurer's Report: Bob Rowe**

The food sales are mounting. The treasure remains in good shape. Motion to accept by Chuck LeVine and 2<sup>nd</sup> by Bill Orr.

### **Committee Reports:**

#### **Field Committee: Dave Jewell**

The field committee is cleaning out the area behind the old shed. This includes the old pylon cages. All of the materials will be removed.

#### **AMA: Peter Seiffert, AMA District II, AVP**

The Rocket Challenge had 105 teams. There were approximately 400 in attendance. The AMA booth gave away 250 Gliders and several magazine issues. There was a lot of interest at the booth.

09/16 is National Model Aviation Day. Proceeds collected at the club event will go to Wounded Warrior Project. If you are bringing a check, please make sure to make it out to Wounded Warrior project. We will host other clubs at the event.

#### **Safety Report: Peter Seiffert**

The gate has been left open on at least two occasions. Also the windows on the club house have been left open. Please make sure to close the windows and close and lock the gate if you are the last one out.

No lost time accidents to report.

Peter noted that he has seen more pilots performing range checks not. Please keep it up and set an example for others. Please remember to RANGE CHECK before flight. There are still some pilots going up without performing their pre-flight range checks.

#### **Flight School: Bob Rowe**

Fixed Wing- No fixed wing.

Heli- Continues to have a good turnout.

#### **STARS Web Site: Chuck LeVine**

The web cams look good. A UPS will be added shortly to protect the equipment.

[Chuck LeVine](http://www.amadistrictiistars.org/). Please view the field cam at:  
<http://www.amadistrictiistars.org/>  
<http://www.amadistrictiistars.org/scam.html>

This is an infrared cam so you can see some activity at night.

### **Future Planning:**

The club house project will commence on the 17<sup>th</sup>, rain or shine.

The STARS have two new groups-  
Mike O'Neil ó Control Line Circle Flying  
John Steele- IMAA Charter- The charter is up and running.

The groups will be integrated into the flying rotation at the field.

An idea for an awning on the north facing side of the pavilion was presented. The \$\$ needs to be researched and presented.

### **Old Business:**

#### **Heli-Jam**

The Heli Jam is 06/28. Set up will be Friday 06/27, starting at 6:00

There are 33 registered pilots so far. They are coming from Canada, PA., WNY., and all over. There's no confirmation on Kyle Stacy yet. Peter S. is the CD for this event.

#### **CNY CROPS:**

The adjacent field has been planted with soy beans. Please be careful not to trample the plants if you are retrieving a downed aircraft. Make sure to pick up all debris.

#### **STARS Club Hats and Shirts: Bob Rowe**

Get your STARS apparel at Papa's Sports, 1926 Park Street, Syracuse. They have the STARS logo and can print it on just about anything. No minimum's either. Bob has a connection there so mention that when you go in. [http://www.papas-sports.com/default\\_v3.aspx](http://www.papas-sports.com/default_v3.aspx)

#### **IMAA:**

The next IMAA meeting will be here next Wednesday 07/16. Possible names for the group-

CNY Flyers                      CNY Giant R/C Flyers  
CNY Giant Flyers              CNY IMAA Flyers

#### **Control Line:**

C/L is working on getting together.

#### **Facebook:**

The STARS now have a Facebook page. There are 52 members at this time.

### **New Business:**

#### **New Rules:**

Okay, they're revised rules, but it got your attention- NEW FLYING TIMES AT THE FIELD!

Mon-Sat.- 0900 to dusk

Sun.- 10:00 FOR ELECTRIC ONLY till dusk.

11:00 for gas models till dusk

#### **New Members:**

Maynard Beehler was voted in as an OPEN member by the membership in attendance. He is a fixed wing pilot.

#### **Port-A-Potty:**

The port-a-potty is back at the field. Same rules apply as last year. Keep it neat for the next user.

#### **Adjournment:**

The June regular monthly meeting of the STARS was adjourned at 7:33pm.

***Secretary, Jeff Wolsley***

## **FPV Frequency Information**

As a matter of information, the STARS club will follow the AMA guidelines as set forth in Document 550 %Radio Controlled Model Aircraft Operation Utilizing %First Person View+ Systems+which states in part:

**h) FPV model aircraft must use frequencies approved by the FCC for both the RC system and the wireless video system. Pilots must meet applicable FCC licensing requirements if they choose to operate the RC flight control system or the wireless video system on Amateur Band frequencies.**

Additionally the pilot of such FPV aircraft may be asked to certify that they are in compliance with Paragraph h as stated. The club reserves the right to disallow the use of equipment or pilot at the field that do not follow the above guideline.

This has become a very important issue as the majority of the FPV devices come from non-US based vendors or manufacturers and the information, if provided, does not furnish the end user with adequate accurate data to comply with FCC standards and requirements.

**Therefore it is incumbent upon each individual user to become very familiar with and comply with the FCC regulations.**

## **FPV Frequency Source Information**

<http://transition.fcc.gov/oet/info/rules/>

<http://www.gpo.gov/fdsys/pkg/CFR-2011-title47-vol1/pdf/CFR-2011-title47-vol1-part15.pdf>

[http://transition.fcc.gov/Bureaus/Engineering\\_Technology/Documents/bulletins/oet63/oet63rev.pdf](http://transition.fcc.gov/Bureaus/Engineering_Technology/Documents/bulletins/oet63/oet63rev.pdf)

<http://www.arrl.org/part-15-radio-frequency-devices#ISM>

<https://apps.fcc.gov/oetcf/kdb/forms/FTSSearchResultPage.cfm?id=27980&switch=P>

All equipment should have a FCC ID. All intentional radiators under Part 15 must have a Declaration of Conformity and a Certification. It appears nothing is license-free unless it specifically has a valid FCC registration number printed on it (or printed in the manual if the device is too small for a label). It is the registration number, and only the registration number, that allows license-free use. No other criteria will allow license-free operation in the USA. NOTE: 5.4Ghz is not approved by FCC.

## IMAA

The International Miniature Aircraft Association, Inc. (IMAA) is formed for the purpose of fostering and advancing the operation of large scale radio controlled model aircraft in a setting where informality and safety of operations prevail. Additionally, it is formed to create an atmosphere where pleasure, recreation, fellowship, and co-mingling can be fostered and found to exist amongst individuals enjoying the sport of building and flying large scale radio controlled model aircraft.

### **Definition of Large or Giant Scale:**

The concept of large or giant scale is generally considered to apply to radio controlled model aircraft with minimum wingspans of eighty (80) inches for monoplanes and sixty (60) inches for multi-wing aircraft. Ducted Fan and Turbine air craft with one hundred forty (140) combined length and width, measured from wing tip to wing tip at the widest point perpendicular to the fuselage and added to the length of the fuselage, excluding any protrusions. Autogyros with 50 inches for a single rotor, 80 inches for a dual rotor. Quarter (1/4) scale replicas or larger with proper documentation (minimum 3 view drawing of an actual person carrying aircraft) which do not fit the size requirements will be permitted. However, the concept does not encompass radio controlled model aircraft so large as to have the potential of carrying a human being.

### ***After the Meeting Show and Tell***

A LIPO discharge unit is available at the field to safely discharge lipo batteries to 0 volts for safe disposal. Cut off the battery leads after complete discharge.

### ***Safety Officer Report: Peter Seiffert***

Please check your equipment prior to flying. See the included IMAA Big Bird Safety Checklist in the news letter.

---

### **Calendar of Events for June-August (and beyond) Events:** *Editor's Note- Also watch your e-mail for sudden changes to events like cancellations or re-scheduling due to weather.*

**June 16<sup>th</sup>- STARS Club House Renovations  
Begin**

**June 28 HeliJam 6th An.**

**NOTICE- DATE CHANGE** July 17 STARS  
Field- AMAIN Hobbies Heli tune up night

**July 12-13 S.T.A.R.S. (Southern Tier ARS)  
Scale Rally**

**July 19-20 Valley RC Fun Fly Sayre, PA.**

**July 26 Old Forge Fun Fly**

**July 26 Hal DeBolt Fly In Rochester**

**August 1-3 OVM Fly In and Swap Shop**

**August 16 STARS National Aviation Day fly in**

**Indoor activities have started. Look for  
additional indoor events and updates to indoor  
flying schedules!**

**NOTICE OF CANCELLATION-** I am sorry to inform you that all 3 events scheduled for this year at the Oneonta Municipal Airport hosted by the Leatherstocking Buzzards and the Oneonta Radio Control Flyers have been cancelled. Also cancelled is any open flying on the airport grounds. I ask that you please spread the word to any of your friends that are planning on attending and let them know. Thank you for your support in past years.

**Al Kanser**

**Indoor helicopter flying** at Walt's- 5:00-8:30 Wednesdays and Thursdays. For any additional information contact Walt's Hobby 453-2291

**Flight Schools-** Flight Schools are now open. You can attend any time.

*Please visit the AMA DistrictII website or the Event Section in the back of Model Aviation for additional information on these and other event*

# IMAA Big Bird Safety Checklist

## Balance

Is the longitudinal center of gravity (for and aft) within the range shown on the plans?

Is the model balanced laterally (side to side)?

## Alignment

Are all the flying surfaces at the proper angle relative to each other?

Are there any twists in the wing?

Do the wings and removable tailplane seat properly on the fuselage everytime?

Is the engine set at the proper thrust angle as shown on the plans?

## Control Surfaces

Are all control surfaces securely attached? (i.e., hinges glued, pinned). Pull on each one to test.

Are the control horns secured to the model?

## Control Linkages

Have all the linkages been checked to be sure they are secure?

Are the clevises closed? (Keepers or fuel tubing should be fitted to ensure they stay closed)

## Engine / Motor Mount Security and Operation

Are all engine mount screws tight, including mount to bulkhead if applicable?

Are the propeller bolts and/or spinner tight? If a single nut, is there a safety nut as well?

Does the throttle work without binding?

Does the throttle trim tab shut down the engine?

Has the propeller been balanced and checked for damage?

Are the propeller tips painted a contrasting color? (while not essential it makes the propeller much easier to see)

Has the engine been thoroughly test run? (engine idle and throttle up properly)

Is the fuel tank installed correctly? (i.e., carburetor at the same height as fuel tank, fuel tank clunk in proper position and moving freely, fuel lines in good condition and connected to the engine correctly)

## Radio Equipment

Are the receiver and the battery securely mounted and padded with foam to protect from vibration and shock?

Are all the electrical connectors secure?

Is the receiver's antenna fully extended and in good condition?

Are the batteries charged and in good condition (check under load with a volt meter if unsure)?

Are all servos securely fastened to the rails or trays?

Are servo arms firmly attached with screw in place?

Are all push rods firmly secured in servo arms (again keepers or fuel tubing should be fitted)?

Are the control throws in the correct direction with proper amount of deflection (as per plan)?

Rudder & tailwheel: Left stick should move the rear of the rudder and tailwheel to the left.

Nosewheel: Left stick should move the front of the nosewheel to the left.

Aileron: left stick should move left aileron up and right down.

Elevator: Pulling back on the stick should move the back of the elevator up.

Canard: Pulling back on the stick (elevator) should make the front of the canard move up.

Throttle: With trim set fully forward, pushing the stick forward should open throttle fully. With trim set fully backward, pulling the stick back should fully close the throttle.

Has a full range check been performed? (see below)

## Undercarriage (where fitted)

Is the undercarriage firmly attached to airframe and the wheels securely retained?

Does aircraft taxi in a straight line?

## General

Is the covering tight with no visible signs of damage?

Are the retaining bolts in place and secure?

Are any hatches, cowls and canopies secure?

Are all components structurally sound?

Are your name and contact details marked on the model somewhere easily visible? (in case it's lost)

## Range Checking the radio

Verify frequency is available and mark it as yours if necessary.

Turn on transmitter check the correct model is selected (if applicable) and then turn on the receiver.

Important: make sure the transmitter aerial is down fully.

Ask someone to help and walk away from the model until signs of loss of control are apparent. If electric powered ensure that the range is not worse with the motor running.

## Before EVERY flight:

Check the receiver battery pack to ensure enough charge for the flight intended.

Check for damage and the control throw direction of all surfaces.

## Advertisements:

### FOR SALE:



Hobbico NexStar Select brushless EP trainer RTF 50 with Duratrax Onyx 235 AC/DC advanced charger and two Great Planes NiMH 8-cell 9.6v 3600mAh Deans Ultra batteries. All in great condition. Plane has only flown four times. \$250.00. Call 315-559-1733.

Michael Saccone

### FOR SALE:



Bob Hayes has these items for sale:

Flair Fokker DVII kit in the box (\$300) sell for \$200

GWS Float #535, 21.1" in the box \$8

Contact Bob at- [Robert Hayes](mailto:Robert.Hayes@gmail.com)

**FLAPS Magic Crystals  
Performance Devices  
Precision RC Crystals**

<b>GWS RX</b>	<b>JR Single Cor</b>
17	RX-TX sets
21(3)	15
22(2) 23(2)	16
32	17
47(2)	18
	19
<b>Futaba</b>	22
Dual Convrt RX	23
11	24
	26
	29
20	30
21	31
22	32
24	33
28	34
32	35
	36
36	37
39 40	38
41,42	41
43	42
45	43
46	44
47	46
49	47
50	49
	50
58	51
59	53
60	54
	55
<b>Hitec</b>	56
Dual Convrt RX	57
	58
26	59
29	
32	
36	
41	
55	
59	

Fellow Flyers,

We have a supply of (new) 72 Mhz GWS, Futaba, and JR Crystals . We have sold these "Magic Crystals" at various swap meets and auctions. Today everybody seems to have 2.4ghz, but for the Enthusiasts who prefer nostalgia, and don't want spend the big bux, here is a chance to expand your system. They are still in their blister packs, and we are asking only \$2.00 (CHEAP) each. The JR Crystals are a set, for TX & RX. We might be able to deliver, or work out some cheap postage.

Don't go to E-Bay, buy from a fellow Club. If you know somebody who wants them, let us know. First ordered, first served!

Contact me:  
Bradford A. Stevens  
FLAPS VP  
4652 Maiden Lane  
Canandaigua, NY 14424  
[585.394.3265](tel:585.394.3265)  
[bahnzai@hotmail.com](mailto:bahnzai@hotmail.com)



*If you want to list modeling items for sale, R/C services offered, or a really neat R/C web site, this would be a good spot. Free for members. Send your advertisement by e-mail to [jwolsley@ix.netcom.com](mailto:jwolsley@ix.netcom.com). Please put STARS ADVERTISEMENT in the subject line.*

**Links-**

New website to check out- <http://www.flyboyzblog.com/>

This site has articles pertaining to both full scale and model aircraft. Check it out.

how to build a rc jet B-1 Bomber # 173 pt 1

hornitpilot 404 videos  Edit Subscription



**A REALLY COOL WEBSITE- Thanks to former STARS member Rick Colvin for pointing this out at the June 2009 meeting-** For those of you who ever wanted to learn how to make a fiberglass plug and molds, this is the guy to check out. Even if the plane in the project doesn't interest you, the education from the process may. Bob Moore (B1 Bob) takes you through each process step by step, including the oBob-o-neeredo parts. He shows you how to make professional looking parts in his garage workshop. This includes carbon fiber composite parts as well as the use of light weight foam to produce so really impressive light weight but very strong parts. He shows all- the good and the bad, so you get to learn right along with him. If the YouTube hyperlink doesn't work, copy the following URL into your browser line and click go. It's over 3000 videos. Bob has recently started a new kit that he will be selling to help fund the

new/improved B-1. He is also making custom parts for other modelers to correct or repair their composite jets. The original B-1 is for sale on RC Universe. Bob promises that he will be starting on the improved B-1 in 2014. How To Build A B-1 Bomber 10 Minutes At a Time. [http://www.youtube.com/watch?v=HqTKJU6PikA&feature=channel\\_page](http://www.youtube.com/watch?v=HqTKJU6PikA&feature=channel_page)  
This is the link to the web site- <http://www.b1modelproject.com>

Howard Blair found an interesting video from YouTube on micro flight  
<http://www.youtube.com/watch?v=fuoFA2fKjEo&feature=fvst>

Tom Catalino pointed out this site recently. An excellent site for Lipo battery info-  
<http://sites.google.com/site/tjinguotech/charging-how-tos/balance-connectors>

Peter Seiffert sent along the following web site- [www.servodatabase.com/servos/all](http://www.servodatabase.com/servos/all)

Mike Graham has a torque conversion chart-



### Arming Switch Information-

AMPD- Arming The Big Boys, by Greg Covey November 2007  
[http://www.rcuniverse.com/magazine/article\\_display.cfm?article\\_id=950](http://www.rcuniverse.com/magazine/article_display.cfm?article_id=950)

RunRyder- How To Make A Spark Arrestor for an ESC by Lucien Miller  
<http://www.helifreak.com/archive/index.php/t-289393.html> look down to the post from gbidwell from 4-24-2011 06:01am. That's the exact article that I have from RunRyder.

Note- Many of the newer ESCs have a built in spark arrestor. If you still see and hear the spark, this is a good idea to save the plugs.

**The Link for the AMA is:**

<http://www.modelaircraft.org/>

**The link for the AMA DII Calendar is:**

<http://www.amadistrictii.org>

**The link for the club yahoo users group is:**

[http://groups.yahoo.com/grjwoup/stars\\_club\\_members/](http://groups.yahoo.com/grjwoup/stars_club_members/) (Don't forget to sign in)

**The link for the STARS club home page at DII is**

<http://www.amadistrictiistars.org/>

**The link for the STARS club web cam is:**

<http://www.amadistrictiistars.org/scam.html>

The Propwash News Letter is also available at YAHOO GROUPS. The current news letter and previous years/months are viewable and printable from there.

Please contact Mike Graham [tanjmg82@aol.com](mailto:tanjmg82@aol.com) to join the STARS Yahoo group. Send Mike an email asking to join from your preferred email account. Mike will then reply with an invite to join the group. The invitation contains the links and instructions necessary to join.





STARS Field Satellite photo



## PILOT REGISTRATION FORM

R/C Helicopter Fun Fly

**June 28, 2014 10AM –Until ?**

**S.T.A.R.S. Field 649 County Route 12, Pennellville, NY 13132**

Pilot Name: \_\_\_\_\_

Address: \_\_\_\_\_

AMA #: \_\_\_\_\_

E-Mail: \_\_\_\_\_ Phone: \_\_\_\_\_

**Pre Registration Fee \$10.00 due by 6/8/14** (This is to reserve a shirt)

**Registration at field: \$15.00**

**Official T Shirt : \_\_\_ LG, \_\_\_ XL, \_\_\_ XXL, \_\_\_ 3XL** (One per pilot)

**Total: \_\_\_\_\_** Make check or money order payable to S.T.A.R.S.. ***Please don't send cash! Please print this form and mail check or money order to:***

**S.T.A.R.S.  
c/o Chuck LeVine  
785 Fyler Rd. Lot 50  
Kirkville, NY 13082**

Will you need an overnight camping space? We have space for a few, **NO HOOKUPS** . Let us know.

S.T.A.R.S. c/o Chuck LeVine

785 Fyler Rd. Lot 50  
Kirkville, NY 13082

# **S.T.A.R.S.**

## ***Flight Training Program***



# **2014**



### **When?**

**Every Thursday evening from 5:30 PM to Sunset  
May 08, 2014 through September 11, 2014**

### **Where?**

**At the S.T.A.R.S. field in Phoenix, New York  
649 County Route 12, Pennellville, NY 13132  
N43.23696, W76.24550**

### **Who?**

**Anyone wanting to learn to fly powered R/C model airplanes!! You do not have to be a Club member and all lessons are free. Each student must furnish his/her own plane and radio equipment and also must hold a current membership in the Academy of Model Aeronautics aircraft association in order to fly.**

## **PreFlight Workshop**

**Held at Walt's Hobby  
Thursday April 24, 2014 at 7 PM**

### **Interested?**

**Contact:**

**SENIOR FLIGHT INSTRUCTOR: Bob Rowe (474-8428)**



*Syracuse Thunderbirds Aero Radio Society*

*Phoenix, NY*

**Charter 473**

# 2014

# Helicopter

# Flight School

***All skill levels welcome but must be a current AMA Member and provide your own outdoor Helicopter***

**Tuesday evenings – April 22 to October 14  
5:00 pm until dusk**

**Come join us for fun, food and good flying.....**

**SOUTHERN  
TIER  
AERO  
RADIO  
SOCIETY**



**July 12th & 13th 2014**

*Show Times*

**Saturday 10-5....day 10-3**  
**Cattaraugus County / Olean Airport**  
**Hatch Hill Road, Leshua, NY**

**Please forward to your freinds**



Saturday evening there will be a wine & cheese party for registered pilots and their significant other. Please feel free to join us. This is always a fun event for all after a great day of flying. If you're not interested in wine and cheese, we can fly small electrics, and even night flying for the brave of heart. After hours flying is restricted to electrics less than 36" wing span.



There will be full scale Stearman Rides available Friday July 11<sup>th</sup> at the Olean Airport. Rides will start approximately 10:00 am weather permitting. This is a great opportunity to ride in an open cockpit biplane. The ride will cost \$80 for about 20 minutes.

If you wish to schedule a Stearman ride on your own, contact Bruce Klein for a separate appointment visit his website at <http://vlsfamf.com/vintage-biplane-rides>



Pat Deschamps started his 11-year old Stearman last year at the STARS Rally, he always puts on a realistic show.

### Pilot Information

Pre-registration will be Friday evening at the airport, see a STARS member if you're interested.

Saturday - registration will be available about 8:30 till 9:00. Pilot's safety meeting will be held at 9:45 each morning. Flying begins at approximately 10:00 am till 5:00 pm Saturday. Sunday flying begins at 10am till approximately 3pm.  
**Current AMA or MAC required**



Free Camping, there are no hook-ups but the view is magnificent! Please come and enjoy the weekend with us, many campers start rolling in Thursday morning. Campers, Bon-fires, Families & a great weekend of flying. We hope to see you there!

Randy Bittiger  
email [rbittiger@att.net](mailto:rbittiger@att.net)

S.T.A.R.S. ... Contest Director



RCCR and VR/CS are proud to host the second  
**Hal "Pappy" deBolt In-Memoriam  
Fly-in**

**When:** July 26, 2014

**Where:** Hasman Field, 5252 W. Ridge Road (Route 104), Rochester, NY  
For map go to: <http://rccr1957.com/fields/hasman.html>

**What Time:** 9:00AM to 5:00PM

**Who Can Enter:** **ANYONE** Having a R/C Model and AMA License.  
Preferably, the model should be listed on eligible VR/CS List.  
Look at [www.vintage.rcsociety.org](http://www.vintage.rcsociety.org)

Come and join us for the Fly-In in memoriam of one of the greatest modelers and model hobby entrepreneurs of the modeling history, Hal "Pappy" deBolt. Entries are open for all Radio Control aircraft, preferably Vintage, as listed in the eligible list on the VR/CS website. Lunch will be available on site.



- We will have four formal events:**
1. Hal deBolt "Champ" Concourse
  2. VR/CS Concourse
  3. VR/CS Rudder Only
  4. "Champ" Mass Launch



Come join/fly with us on this rare occasion to see radio control model history back in the air.



For Info contact Giuseppe (Beppe) Fascione,  
[beppedapisa@gmail.com](mailto:beppedapisa@gmail.com) , Ph: 571-358-2558

There is a small entry fee of \$10.00 payable at the field, the day of the event; the fee is waived to VR/CS members.



*42nd Annual AMA Sanctioned*  
**FUN FLY & CONTEST**  
Sat. & Sun. JULY 19-20, 2014



*9am to 4 pm*  
VRCMC FIELD  
ROUND TOP PARK  
*off RT. 220, south of Athens, Pa.*



**Expert-Sportsman-Junior Classes**  
**or Just Fly For Fun !**

AMA (or MAAC) Required

**Trophy & Merchandise Awards**

***Free Camping (no hook-ups) - Saturday Picnic Supper***

***HELP US CELEBRATE 42 YEARS OF  
FUN FLY EVENTS !***

For information – contact  
Valley R/C Model Club – CD–Dan Luchaco  
605 Stevenson St Sayre PA 18840  
ph (570) 888-1856 or cell (607) 481-4541  
email [pafflyer23@stny.rr.com](mailto:pafflyer23@stny.rr.com)



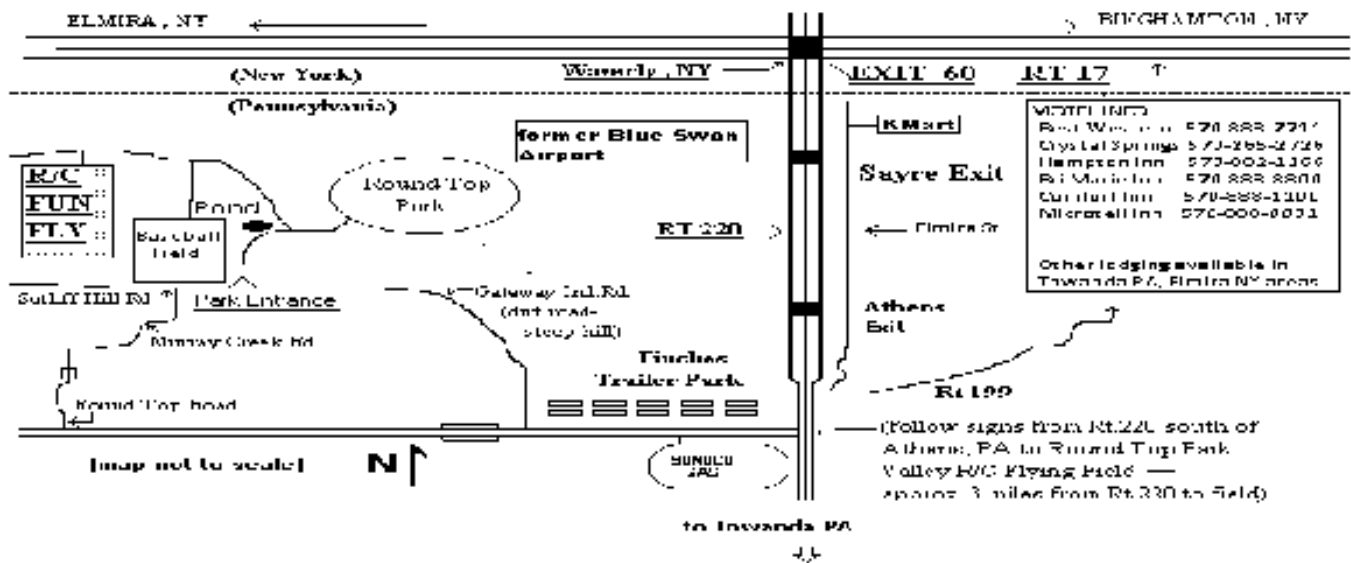
**[WWW.VALLEYRCPA.COM](http://WWW.VALLEYRCPA.COM)**

**8 Rooms have been blocked at Sayre PA Best Western for the Sayre VRCMC Fun Fly & Contest. Special rate is \$ 89 + tax a night and includes free breakfast for all in the room. When you make your reservation as for the Valley R/C Contest Special Rate. Cut off to reserve this special rate is July 1. Best Western is located at Exit 61 off from NY RT 17/86. Alliger's house of wings is located within walking distance! BW has an indoor pool and a fine restaurant.**

**Best Western Grand Victorian Inn**  
255 Spring Street  
Sayre, PA 18840  
Office: (570) 888-7711

Sayre PA Valley R/C Fun Fly & Contest is on July 19 & 20. Flyer is attached. Best Western at 570-888-7711 is setting up a block of rooms for that week-end.  
Note that Sayre event is both a Contest and a Fly In so bring all of your toys to fly.

Please pass all of this info along to your flying friends. THANKS !



## VALLEY R/C FUN FLY INFO

**Entry Fee - \$25 – Junior \$15** (entry includes 1 picnic meal)  
 Additional Picnic Meals are \$12 adults and \$6 under age 12

Events announced day of contest – a mixture of point and timed Fun Fly Events. Overall awards by Class based on event placement points.

### 3 Classes of Fun Fly Contest Events

- \***EXPERT FUN FLY** – No plane/pilot restrictions except no stick/boom aircraft allowed.
  - \***SPORTSMAN FUN FLY** – No mixing, no stick/boom aircraft.
  - \***JUNIOR FUN FLY** – (same as Sportsman) + pilot age 16 or less
- (profile planes allowed in all classes per AMA Rule 705 specs)

Open Flying for any size/type plane or helicopter.

**[WWW.VALLEYRCPA.COM](http://WWW.VALLEYRCPA.COM)**





Our annual R/C FLY-In at Fort Ontario during Harborfest was not available to us this year so we decided to invite you to our field for a cookout instead.



**OVM** 2014

## Weekend Fly-In, Swap Shop & Cook Out

# Aug 1, 2, & 3

(Fri, Sat, Sun)

### "Oswego Valley Modelaires"

Look us up on Facebook  
"Oswego Valley Modelaires"

## You're invited to a weekend of open flying and fellowship at the Oswego Valley Modelaiers field.

The atmosphere for the weekend will be laid back with overnight camping, a chicken dinner on Saturday, and all the flying you can muster plus much more.  
No landing or camping fees.

Please join us for a few hours or stay for the whole weekend if you like.

### Here's the rundown:

The OVM field is located in Fulton NY off Chase Rd. Our runway is over 100x500 feet running N-S. The field is surrounded by woods with over a 1,000 foot of approach clearance off the South end of the runway. The runway is smooth and cut short. We have an open pavilion, picnic tables, and 12V power for your batteries.

There are no flying time or aircraft restrictions and as always **AMA membership is required to fly**. AMA is not required for kids Buddy Box flying with the Hawk's program.

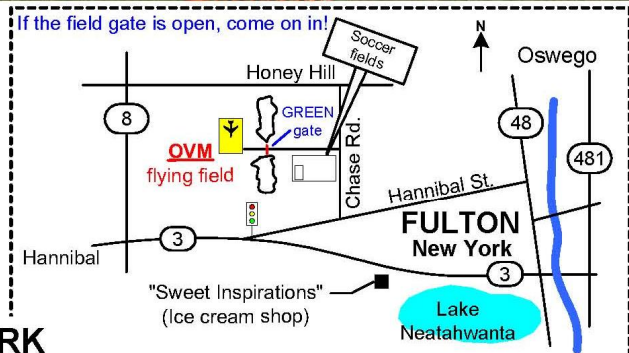
We are very close to many food establishments along with stores like the Walmart & Sweet Inspirations ice cream right around the corner.

**Camping** (wilderness style) Friday and Saturday night is free. Bring your tent, camper, and generator. Bring the kids, marshmallows, smores, bug repellent, and have at it.

**12V power** is available courtesy of our new solar panel. No running water or electricity but water jugs will be available for drinking or washing.

Saturday's **BBQ** will be chicken, salt potatoes, and French fries as only AI can make them. Bottled water and beverages will be available or you can bring your own. (donations - \$10 adult, \$5 kids) (a Sunday BBQ is still a possibility)

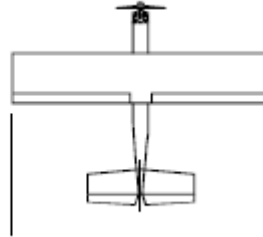
**Kids can try their hand at flying** a real Radio Controlled aircraft, over the weekend, courtesy of the Hawk's R/C Junior Aviators program utilizing a Buddy box.



**FULTON, NEW YORK**

Bring your plane, Heli, Quadcopter, CL, FF, rockets, your Better Half, the kids, even your 4-wheeler, theres plenty of room.

# S.T.A.R.S. Field Rules



## 1. General:

- A. License: All pilots, students, and flying guests *must* have a current membership in a nationally recognized model aircraft association in order to fly. Those pilots participating in the Park Pilot Membership Program must fly models that weigh two pounds or less and be incapable of reaching speeds greater than 60 mph. They must be electric or rubber powered, or of any similar *quiet* means of propulsion.
- B. Spectators: Only those people essential to flight operations will be permitted in the pit area; all others will remain on the spectator side of the fence. Impound: All pilots, students, and flying guests must place their transmitter(s) in the impound area immediately upon arriving at the field.
- C. Vehicles: Vehicles will not be permitted *on* the flying field.
- D. Crash Debris: Pilots must retrieve all pieces of their aircraft after a crash. Particularly, attention must be made to obtaining all pieces of aircraft that land in the neighboring fields under cultivation.
- E. Trash: All members will take home their own trash.
- F. Alcoholic Beverages: Members will not consume alcoholic beverages prior to, nor during, participation in any *modeling* operations.
- G. Smoking: Smoking will not be permitted in the pit area or on the flight line.
- H. Mowing: Flying on the field will not be permitted if the field is being mowed or maintained.

## 2. Transmitters:

- A. Frequency Control (*For non 2.4 GHz transmitters only*): All members, students, and guests *must make use of the field frequency control system*. Each pilot will obtain the correct frequency flag (or pin) from the impound board and attach it to his/her transmitter before attempting to fly.
- B. Range Checks: Each pilot will conduct a successful radio equipment ground range check before flying a new or repaired aircraft and prior to each flying session.

## 3. Engines:

- A. All internal combustion engines run at the field will have a silencer (except for small displacements of .09 cubic inches or less).
- B. When running an engine in the pits, keep neighboring personnel behind the prop arc.

## 4. Flying:

- A. Boundaries: Flying over the pit area or the spectator side of the fence is prohibited, unless beyond the control of the pilot(s).
- B. Taxing: Taxing is prohibited in the pit area!
- C. Flying:
  - (1). Pilots will initiate their first turn after takeoff away from the pit and spectator areas.
  - (2). Engines will not be started before 9 AM Monday through Saturday and 11 AM on Sunday, unless approved by the Event Director.
  - (3). No more than three aircraft will be permitted in the air at one time.
  - (4). All flying will be conducted from the designated flight boxes.
  - (5). Hand launching of aircraft is prohibited from the pits.
  - (6). Flight operations will cease during electrical storms.

## 5. Guests:

- A. All guests must have a current membership in a nationally recognized model aircraft association in order to fly.
- B. Guests may fly at the field only with the approval of a member in good standing and only as long as a sponsoring member *remains at the field*. Guests will not fly unattended.
- C. A local guest will be allowed to fly at the field on three (3) separate occasions and then will be asked to join the Club.
- D. An out-of-town guest may make arrangements with the Club to fly at the field while visiting the area. The Club Officers and the Safety Officer will handle each out-of-town visitor on a case-by-case basis.
- E. *All guests are required to extend every courtesy to current members sharing the same flying frequency. But when there is a conflict over who shall fly, the Club member will have the first option to fly. Both the guest and the members should use common sense while sharing the flight line or using the same radio frequencies.*

**6. RC Aircraft Utilizing “First Person View” Systems (AMA Document 550):**

**A. GENERAL:**

- (1). FPV flying of radio control model aircraft by AMA members is allowed only for noncommercial purposes as a hobby/recreational and/or competition activity.
- (2). All FPV flights must be conducted in accordance with AMA’s current National Model Aircraft Safety Code and any additional rules specific to the flying site/location.

**B. OPERATIONS – REQUIREMENTS - LIMITATIONS:**

- (1). AMA FPV novice pilots must use a buddy-box system with an FPV spotter while learning to fly FPV.
- (2). All FPV flights require an AMA FPV pilot to have an AMA FPV spotter next to him/ her maintaining VLOS with the FPV aircraft throughout its flight.
- (3). The FPV pilot must brief the FPV spotter on the FPV spotter’s duties, communications and hand-over control procedures before FPV flight.
- (4). The AMA FPV spotter must communicate with the FPV pilot to ensure the FPV aircraft remains within VLOS, warning the FPV pilot of approaching aircraft, and when avoidance techniques are necessary.
- (5). The FPV spotter may at any time during an FPV flight acquire the transmitter from the FPV pilot and assume VLOS control of the aircraft.
- (6). If the FPV pilot experiences a problem due to a loss of video link, orientation, or is unable to safely fly, he/she must abandon FPV mode and fly VLOS or pass the RC transmitter to the FPV spotter to assume VLOS control of the aircraft.
- (7). Before initial FPV flight and after any flight system changes or repairs, FPV model aircraft must be test flown by conventional VLOS to determine that flight systems are working properly.
- (8). FPV model aircraft must use frequencies approved by the FCC for both the RC system and the wireless video system. Pilots must meet applicable FCC licensing requirements if they choose to operate the RC flight control system or the wireless video system on Amateur Band frequencies.

**C. RANGE – ALTITUDE – WEIGHT – SPEED:**

- (1). One of the requirements in Federal Law (Public Law 112-95 Sec 336 (c) (2) February 14, 2012) for model aircraft to be excluded from FAA regulations is that model aircraft be flown within VLOS of the operator.
- (2). Model aircraft flown using FPV must remain at or below 400 feet AGL when within 3 miles of an airport as specified in the AMA Safety Code.
- (3). Model aircraft flown FPV are limited to a weight (including fuel, batteries, and onboard FPV equipment) of 15 lbs. and a speed of 70 mph.

15Nov13

*STARS Club Rules End*

# STARS

## Field Protocol

Dedicated to responsible  
RC fun with safety by  
choice, not chance.

### 1. General:

- A. Civil and courteous behavior is required at the field at all times.
- B. Safety is paramount and everyone's business. Use common sense in all matters.
- C. It is strongly recommended that you do not fly alone.
- D. Learn where the First Aid station is located and inform the Field Committee if material has been issued from it.
- E. When opening or closing combination locks, *always* set the wheels to 0000.
- F. Last member out must close and lock the refrigerators, pavilion, and main gate.
- G. Cell phones are not to be used on the flight line or in the pavilion near the transmitters.

### 2. Engine Courtesy:

- A. Long term tuning and initial break-in should be conducted away from the pits and spectators (usually at the engine break-in stand).
- B. Do not direct prop wash at other modelers, their aircraft, equipment, or bystanders behind the pit fence. Kindly inform those bystanders near the fence that you intend to start an engine before you do so.

### 2. Flying Courtesy:

- A. Any person wishing to enter an active flying field or runway to cross same or to retrieve an aircraft, must loudly announce their intention to all fliers on the flight line.
- B. A "landing" aircraft has the right of way over an aircraft "taking-off".
- C. A "dead stick" aircraft has the right of way over all others.
- D. All take-off and landing attempts must be announced to other pilots on the flight line. Take-offs are normally announced by saying "taking off", and landings are announced by saying "landing" or coming in". Dead stick landings are announced clearly to all pilots in the pits and on the flight line by saying "dead stick".
- E. A pilot having difficulty in controlling his/her aircraft must announce to all in the pits and on the flight line that he/she is experiencing radio or mechanical problems. Pilots on the ground preparing to fly will turn off their transmitters and wait for the problem to be resolved before continuing to fly. Fliers in the air will stay clear of the aircraft in distress and will land, if possible, as long as it does not contribute to the crisis. All personnel near the pit area must be alerted to the situation.
- F. If a crash occurs on the field or in the pits, all flying will stop until the accident has been investigated and the debris has been cleared from the field.
- G. Normal flight duration is 10 minutes. Obviously, flight time may be extended if there are no other pilots waiting to fly or waiting for a particular radio channel.
- H. When you have finished flying, please return your transmitter to the impound.

### 3. Good Earth Policy:

- A. Place recyclables in the appropriate container in the pavilion.
- B. Turn off all pavilion lights when departing the field for the night.
- C. The field does not have a trash removal service. If you carry anything to the field, carry it back out.
- D. If a pilot or guest brings a pet to the field, he/she will be responsible for supervising the animal's conduct while at the field. Please observe all appropriate Field Rules.
- E. If you smoke, please place all cigarette butts in the butt cans in the field.
- F. Do not throw cans or bottles or any other trash in the outhouse pits.
- G. DO NOT DRINK THE WELL WATER. Well water is to be used for washing only.

### 4. Replacement Courtesy:

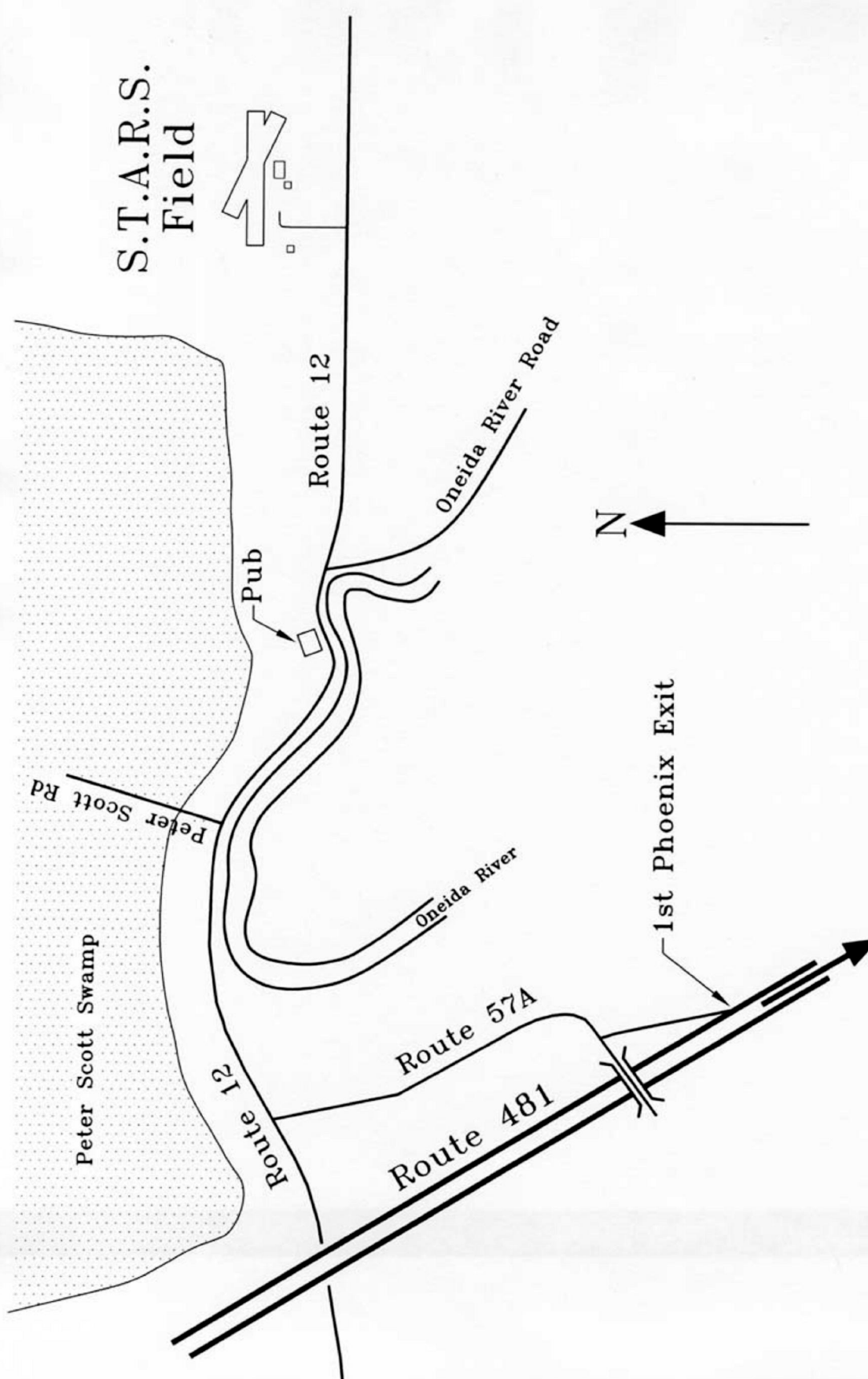
- A. Where an individual's plane or property is damaged by the actions of another individual, it will be the responsibility of the two parties to resolve the situation in an appropriate manner.

## **STARS POLICY REGARDING PHOTOGRAPHY**

- STARS is a membership organization organized under the laws of the State of New York.
- The STARS flying field, located in Phoenix, New York, is owned by STARS, and as such, is privately owned property.
- The purpose of this policy is to limit and restrict the reproduction of images, in any form, of the STARS property and the activities which occur thereon.
- While the STARS property is privately owned, members, guests, and the general public are welcome at the field during published field hours of operation. Members, guests and the public must adhere to all rules imposed by STARS regarding entry upon and/or the use of STARS property, including the STARS policy on photography.
- The reproduction of images of the STARS field or the activities thereon, in any form, is a privilege and not a right.
- Except as provided below, the reproduction of images of the STARS field or activities thereon in any form, including, but not limited to film and digital still photography, and video photography in either film or digital form, is strictly forbidden.
- Violation of this policy will result in immediate expulsion of the violator from the STARS premises, and may subject the violator to criminal and/or civil sanctions and penalties.
- Members in good standing of STARS shall be exempt from the above requirements so long as any images or video produced of the STARS premises or the activities thereon are for personal and non-commercial use.
- Guests and the general public may be permitted to photograph or video the STARS property and activities thereon, but only for personal and non-commercial use, and only with the prior written consent of the Club's executive board.

# Map to the STARS

starsmap.dwg  
rev 12 Feb 03



*Map to S.T.A.R.S. Flying Field in Phoenix, New York*



Est. 1965

# Syracuse Thunderbirds Aero Radio Society

Online at: <http://www.amadistrictiistars.org>



Charter 473

## Membership Application Form

Date: \_\_\_\_\_

Membership:       Open (\$220.00 share+dues)       Extra Family member (\$30.00)  
                           Associate (\$75.00)                                          Youth (< AMA age 19 - \$5.00)  
                           Park Pilot - Associate (\$75.00)       Park Pilot - Youth (< AMA age 19 - \$5.00)

Name: \_\_\_\_\_

Address: \_\_\_\_\_  
\_\_\_\_\_

Phone: \_\_\_\_\_

AMA: \_\_\_\_\_ DOB: \_\_\_\_\_

RC Channels Used: \_\_\_\_\_

STARS Member(s) Contacted: \_\_\_\_\_

Primary Interests (Sport, Scale, Pattern, Fun Fly, etc.): \_\_\_\_\_  
\_\_\_\_\_

Other Club Affiliations: \_\_\_\_\_

Desired Name on Nametag: \_\_\_\_\_

Email Address (for newsletter and notices): \_\_\_\_\_

You must be a current member of the Academy of Model Aeronautics (AMA) in order to join the STARS. Please show your AMA card to the Officer given this application or include a photocopy of the application for the license.

***"I have read and agree to abide by the STARS Field Safety Rules."*** (See rules above)  
\_\_\_\_\_

Submit this form to a Club Officer

Rev 15Nov13

***Plane Propwash***

Syracuse Thunderbirds Aero Radio Society

Monthly News Letter

June 2014